







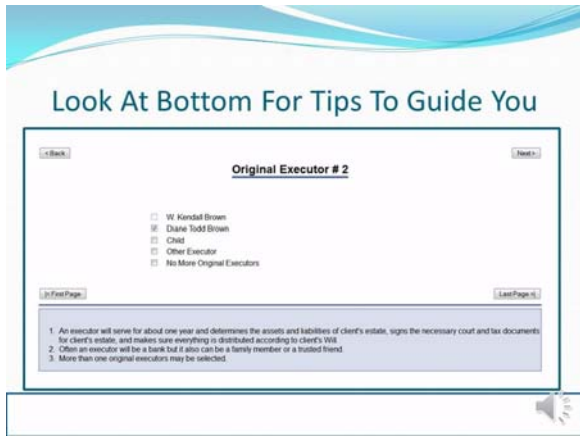
Estate Planning Using YourWebWill.com

 <p>YourWebWill.com</p>  <p>Speaker icon</p>	<p>My name is Kendall Brown, and I have been an estate planning lawyer for over 40 years. We all know how important it is to have a Will. But we also know what a hassle it can be. Traditionally, you need to find an attorney, get time off work to meet with the attorney multiple times, and pay the cost of having your Will prepared. When you're done with all of that, you end up with a Will that is full of legalize and difficult to understand.</p>
 <p>Why I Developed YourWebWill</p>  <p>Speaker icon</p>	<p>My goal in developing YourWebWill.com was to empower people to prepare their own Will, Powers of Attorney and other estate planning documents. YourWebWill is easy to use and affordable. It's designed to meet your particular needs and comply with your state's laws.</p>
 <p>How To Use YourWebWill.com</p> <ul style="list-style-type: none">• Start by Clicking on the Make Diagram Button on this web page  <p>Speaker icon</p>	<p>Using YourWebWill to create your estate plan involves only two steps: First, you gather and provide information to YourWebWill.com. You start this process by clicking on the "Make Diagram" button on this web page.</p>

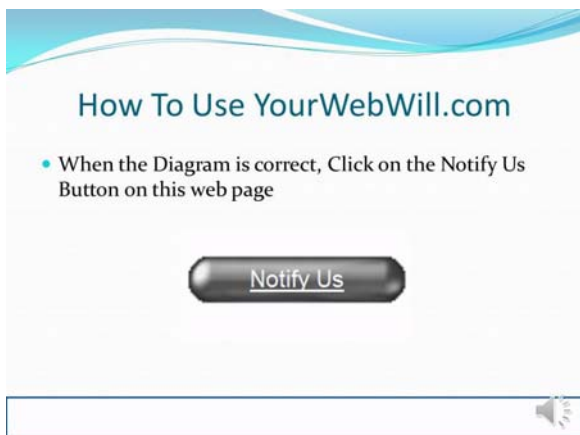
Estate Planning Using YourWebWill.com



When you finish entering, you will be given an easy-to-read diagram. The diagram will show you exactly what is in your Will and other documents.




If you need help with this step, just look at the bottom of each screen for informative tips. There are also links on our web page to help you find online tutorials and a helpful worksheet.



Your second step is to approve your diagram and provide payment. To indicate approval of your diagram, click on the “Notify Us” button on our web page. It’s at this point that we ask you to pay for your documents. Your cost for the Will is only \$50. The set of Powers is just \$10.

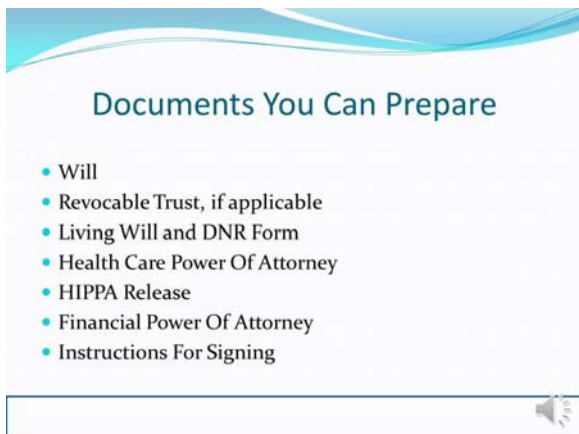
Estate Planning Using YourWebWill.com



We then use an automated system which guarantees that the documents are consistent with the diagram you have prepared. YourWebWill will email your estate plan with instructions for signing. Your documents become legal once they have been signed as explained in the instructions.



Since there is no cost to enter your information, there's no reason why you shouldn't start now. Click on the "Make Diagram" button on this web page. If you need to change your answers or add additional information, you can return to YourWebWill at any time and make whatever changes you want to make.



Note that you can prepare a Will, a Revocable Trust, a Living Will, a Do Not Resuscitate form, a Health Care Power of Attorney, a HIPPA Release and a Financial Power of Attorney. The Frequently Asked Questions or FAQ page of our web site will explain to you the purpose of each of these documents.

Estate Planning Using YourWebWill.com

Sign Your Documents And You Are Done



Congratulations for recognizing this important way of caring for your family, your loved ones and yourself. Don't wait until it's too late. Click the Make Diagram button right now.

Estate Planning
Using YourWebWill.com

By W. Kendall Brown