
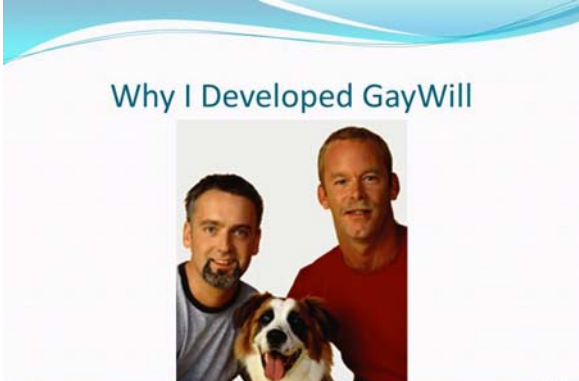




Estate Planning Using GayWill.com

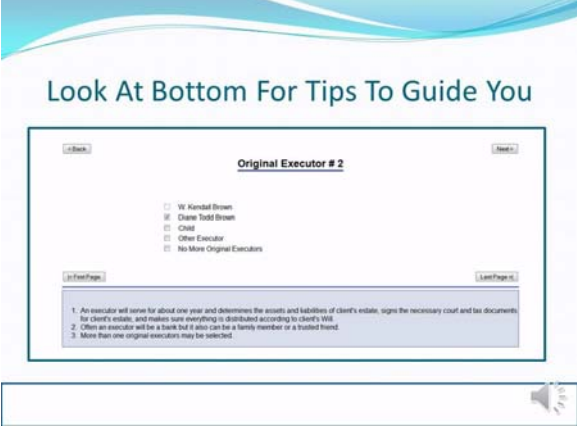
 <p>GayWill.com</p> <p>My name is Kendall Brown, and I have been an estate planning lawyer for over 40 years. We all know how important it is to have a Will. But we also know what a hassle it can be. You need to find an attorney knowledgeable in gay issues, get time off work to meet with the attorney multiple times, and pay the cost of having your Will prepared. When you're done with all of that, you end up with a Will that is full of legalize and difficult to understand.</p>	<p>My name is Kendall Brown, and I have been an estate planning lawyer for over 40 years. We all know how important it is to have a Will. But we also know what a hassle it can be. You need to find an attorney knowledgeable in gay issues, get time off work to meet with the attorney multiple times, and pay the cost of having your Will prepared. When you're done with all of that, you end up with a Will that is full of legalize and difficult to understand.</p>
 <p>Why I Developed GayWill</p> <p>My goal in developing GayWill.com was to empower people to prepare their own Will, Powers of Attorney and other estate planning documents. GayWill is easy to use and affordable. It's designed to meet your particular needs and comply with your state's laws.</p>	<p>My goal in developing GayWill.com was to empower people to prepare their own Will, Powers of Attorney and other estate planning documents. GayWill is easy to use and affordable. It's designed to meet your particular needs and comply with your state's laws.</p>
 <p>How To Use GayWill.com</p> <ul style="list-style-type: none">• Start by Clicking on the Make Diagram Button on this web page <p>Make Diagram</p> <p>Using GayWill to create your estate plan involves only two steps: First, you gather and provide information to GayWill.com. You start this process by clicking on the "Make Diagram" button on this web page.</p>	<p>Using GayWill to create your estate plan involves only two steps: First, you gather and provide information to GayWill.com. You start this process by clicking on the "Make Diagram" button on this web page.</p>

Estate Planning Using GayWill.com



When Done Get Complete Diagram

When you finish entering, you will be given an easy-to-read diagram. The diagram will show you exactly what is in your Will and other documents.



Look At Bottom For Tips To Guide You

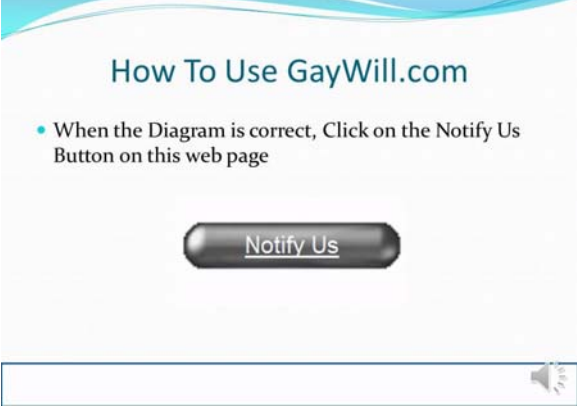
Original Executor # 2

- W. Kimball Brown
- Diane Todd Brown
- Child
- Other Executor
- No More Original Executors

List Page 1

1. An executor will serve for about one year and determines the assets and liabilities of client's estate, signs the necessary court and tax documents, file client's estate, and makes sure everything is distributed according to client's Will.
2. Often an executor will be a bank but it also can be a family member or a trusted friend.
3. More than one original executors may be selected.

If you need help with this step, just look at the bottom of each screen for informative tips. There are also links on our web page to help you find online tutorials and a helpful worksheet.




How To Use GayWill.com

- When the Diagram is correct, Click on the Notify Us Button on this web page

Notify Us

Your second step is to approve your diagram and provide payment. To indicate approval of your diagram, click on the "Notify Us" button on our web page. It's at this point that we ask you to pay for your documents. Your cost for the Will is only \$50. The set of Powers is just \$10.

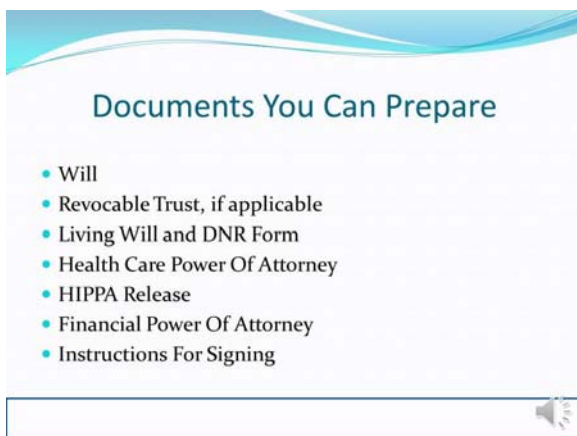
Estate Planning Using GayWill.com



We then use an automated system which guarantees that the documents are consistent with the diagram you have prepared. GayWill will email your estate plan with instructions for signing. Your documents become legal once they have been signed as explained in the instructions.



Since there is no cost to enter your information, there's no reason why you shouldn't start now. Click on the "Make Diagram" button on this web page. If you need to change your answers or add additional information, you can return to GayWill at any time and make whatever changes you want to make.



Note that you can prepare a Will, a Revocable Trust, a Living Will, a Do Not Resuscitate form, a Health Care Power of Attorney, a HIPPA Release and a Financial Power of Attorney. The Frequently Asked Questions or FAQ page of our web site will explain to you the purpose of each of these documents.

Estate Planning Using GayWill.com

Sign Your Documents And You Are Done



Congratulations for recognizing this important way of caring for your family, your loved ones and yourself. Don't wait until it's too late. Click the Make Diagram button right now.

Estate Planning Using GayWill.com

By W. Kendall Brown